

---

**CARE**  
*INSTRUCTIONS*

---

**bunakara**

JOANA ARANHA

# FOR FABRIC

Out of technical reasons difference in colour may occur for different dye-lots and productions.

Cleaning instructions must be adhered to in relation to temperature, washing, drying and ironing methods.

Spot cleaning - test an inconspicuous area before spot cleaning. Do not rub too hard as this may remove some colour. In any event, we strongly recommend using a specialist, professional cleaner and do not recommend spot cleaning.

Wash coloureds separately. Whilst modern colour friendly powders reduce the likelihood of fading, repeated washing may cause changes to tone and shade.

We recommend the use of cleaning products which do not contain bleaching or brightening agents, e.g. Colour friendly powders of which the specific usage instructions must be followed.

All woven fabrics, particularly those made from natural fibres such as cotton and linen, will shrink to some extent.






























Please note that some shrinkage caused by washing can usually be regained by ironing the damp fabric in the direction of shrinkage while gently stretching it.

Atmospheric conditions such as temperature and humidity can vary. This may affect curtains when hung in situ. Heavy fabrics and looser weaves may relax and lengthen.

All fabrics will age and wear during use. Certain fabrics may acquire new characteristics. These should be considered natural, e.g. All textured or piled fabrics may flatten. Pile may distort. This is inevitable.

Any fabric may crease. Linen has a particular propensity.

Flatweaves may pill or bobble.

GUIDE TO CARE SYMBOLS															
 <b>WASH</b>	<p>Machine Wash Cycles</p> <div style="display: flex; justify-content: space-around; align-items: flex-end;"> <div style="text-align: center;">               Normal         </div> <div style="text-align: center;">               Permanent Press         </div> <div style="text-align: center;">               Delicate/Gentle         </div> <div style="text-align: center;">               Hand Wash         </div> <div style="text-align: center;">               Do Not Wash         </div> <div style="text-align: center;">               Do Not Wring         </div> </div> <hr/> <p>Water Temperatures</p> <table style="width: 100%; border-collapse: collapse;"> <thead> <tr> <th style="text-align: left;">Temperature</th> <th style="text-align: center;">(200F) 95 C</th> <th style="text-align: center;">(160F) 70 C</th> <th style="text-align: center;">(140F) 60 C</th> <th style="text-align: center;">(120F) 50 C</th> <th style="text-align: center;">(105F) 40 C</th> <th style="text-align: center;">(65F- 85 F) 30 C</th> </tr> </thead> <tbody> <tr> <td style="text-align: left;">Symbol (s)</td> <td style="text-align: center;">●●●●</td> <td style="text-align: center;">●●●</td> <td style="text-align: center;">●●</td> <td style="text-align: center;">●</td> <td style="text-align: center;">●</td> <td style="text-align: center;">●</td> </tr> </tbody> </table>	Temperature	(200F) 95 C	(160F) 70 C	(140F) 60 C	(120F) 50 C	(105F) 40 C	(65F- 85 F) 30 C	Symbol (s)	●●●●	●●●	●●	●	●	●
Temperature	(200F) 95 C	(160F) 70 C	(140F) 60 C	(120F) 50 C	(105F) 40 C	(65F- 85 F) 30 C									
Symbol (s)	●●●●	●●●	●●	●	●	●									
 <b>BLEACH</b>	<div style="display: flex; justify-content: space-around; align-items: flex-end;"> <div style="text-align: center;">               Any Bleach When Needed         </div> <div style="text-align: center;">               Only Non-Chlorine Bleach When Needed         </div> <div style="text-align: center;">               Do Not Bleach         </div> </div>														
 <b>DRY</b>	<p>Tumble Dry Cycles</p> <div style="display: flex; justify-content: space-around; align-items: flex-end;"> <div style="text-align: center;">               Normal         </div> <div style="text-align: center;">               Permanent Press         </div> <div style="text-align: center;">               Delicate/Gentle         </div> <div style="text-align: center;">               Line Dry / Hang to Dry         </div> <div style="text-align: center;">               Do Not Dry (used with "Do not wash")         </div> <div style="text-align: center;">               Do Not Tumble Dry         </div> </div>														
 <b>IRON</b>	<p>Iron - dry or Steam</p> <div style="display: flex; justify-content: space-around; align-items: flex-end;"> <div style="text-align: center;">               High - 200C (390F)         </div> <div style="text-align: center;">               Medium - 150C (300F)         </div> <div style="text-align: center;">               Low - 110C (230F)         </div> <div style="text-align: center;">               Do Not Iron         </div> <div style="text-align: center;">               No Steam         </div> </div>														
 <b>DRYCLEAN</b>	<p>Dryclean - Normal Cycle</p> <div style="display: flex; justify-content: space-around; align-items: flex-end;"> <div style="text-align: center;">               Any Solvent         </div> <div style="text-align: center;">               Any Solvent Except Trichloroethylene         </div> <div style="text-align: center;">               Petroleum Solvent Only         </div> <div style="text-align: center;">               Do Not Dryclean         </div> </div>														

## FOR UPHOLSTERY

- Try to plump and rotate loose cushions daily to maintain their appearance.
- Remove dust, dirt and debris weekly or monthly with vacuum's upholstery or drape attachment.
- Avoid placing furniture in direct sunlight. This could cause fading.
- Immediately blot spills with a clean cloth.
- Do not allow body/hair grease and oil to build up.
- Never use detergents or abrasive cleaners.
- Take special care when spraying household chemicals and commercial products near upholstery.
- To prevent possible 'bleeding' of ink onto fabric, do not leave newspapers or other printed materials lying on upholstery.
- Spot cleaning can cause a ring or fading. It is best to have the entire piece or cushion casing cleaned by a professional upholstery cleaning service to ensure uniform results.

## FOR WOOD

Bunakara Furniture is made from solid wood. Each piece is made by hand and finished with high standards of workmanship.

Solid wood furniture varies in finish from piece to piece due to variation in wood grain & age. Wood will continue to age and turn into beautiful vintage look with time.

It requires minimum conditioning however keep following points in mind;

- Fine wood furniture should not be exposed to extreme heat or humid conditions, such as placing it near a heat outlet or an open window. Try to avoid direct sunlight which may cause certain finishes to fade.
- Do not place plastic, rubber or hot objects directly on a wood finish. Chemicals in plastic and some rubber may soften or discolor the finish if left in

contact with the furniture for a period of time. To avoid these markings, place a strip of felt, leather or cork under accessories.

- Every six months or so, there may be a need or desire for more thorough cleaning of wood furniture than routine dusting. Use a soft dry cloth and wipe with the grain.
- Spilled liquids should be wiped from the surface immediately with a soft, slightly damp cloth, in the direction of the wood grain.
- Remove household dust with a soft, clean cloth, dusting with the grain. The cloth may be dampened with a furniture dusting-aid product. Avoid products that leave an oily film on the furniture since they may cause a clouding of the finish and have a tendency to collect dust.
- This furniture made out of solid wood, thus there might be some color or wooden grain variation from piece to piece.

For further information please contact our Customer Services department [info@bunakara.com](mailto:info@bunakara.com).

**bunakara**

JOANA ARANHA

*1221 Avenue of the Americas Suite 4200  
New York, NY 100200 USA*

*info@bunakara.com*

**www.bunakara.com**